






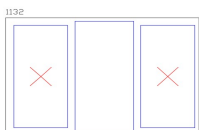

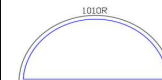
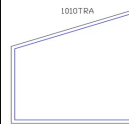
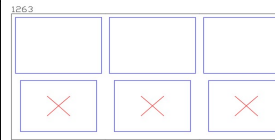
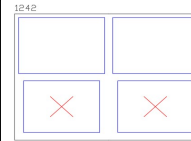
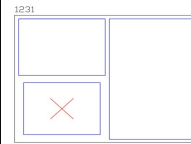
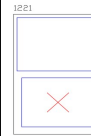
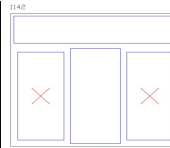
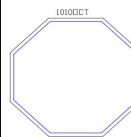
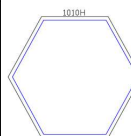
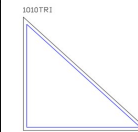
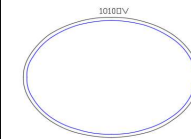
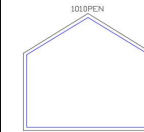
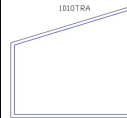
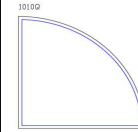
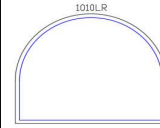


1000 Series Options 		Minimum(minimize width)	Minmum(minimize height)	Maximum	Picture
<b>Picture Windows</b>					
Single Lite Pic	1010	7.125 X 13.25	13.25 X 7.125	72 X 72	
Two Lite Pic	1020	14.25 X 13.25	13.25 X 14.25	50 Square Foot Max	
Three Lite Pic	1030	21.375 X 13.25	13.25 X 21.375	50 Square Foot Max	
Four Lite Pic	1040	28.5 X 13.25	13.25 X 28.5	50 Square Foot Max	
Five Lite Pic	1050	35.625 X 13.25	13.25 X 35.625	50 Square Foot Max	
<b>Horizontal Sliders</b>					
XO/OX	1121	16.125 X 15.375	28.375 X 9.25	72 X 72	
XOX	1132	24.625 X 15.375	43 X 9.25	60 Square Foot Max, 120" Maximum Width, 72" Maximum Height	
XO/OX-P or P-XO/OX	1131	16.125 X 22.5	28.375 X 16.375	50 Square Foot Max, width must be within regular XO/OX maximums.	

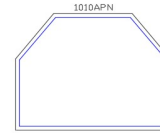
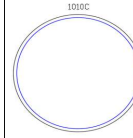
XOX-P or P-XOX	1142	24.625 X 22.5	43 X 16.375	65 Square Foot Max, width must be within regular XOX maximums.
<b>Single Hungs</b>				
SH	1221	9.25 X 28.375	9.25 X 28.375	33 Square Foot Max, 48" Maximum Width
SH-P or P-SH	1231	9.25 X 41.625	9.25 X 41.625	50 Square Foot Max, width/height must be within regular SH maximums.
Double SH	1242	18.5 X 28.375	18.5 X 28.375	50 Square Foot Max, width must be within 96".
SH-P-SH	1252	25.625 X 28.375	25.625 X 28.375	50 Square Foot Max, width/height must be within regular SH maximums.
Triple SH	1263	27.75 X 28.375	27.75 X 28.375	50 Square Foot Max, width/height must be within regular SH maximums.
<b>Mulled Units</b>				
1000 Series Mull	OMULL	Min and Max based on the windows used in the mull. Max of 50 Square Feet		
<b>Special Shapes</b>				
Leg Arch Top	1010L	Standard picture minimums, 11 3/4" Minimum radius, 4.5" Minimum short leg		50 Square Foot Max, 120" Maximum in any direction
Round Top	1010R	Standard picture minimums, 11 3/4" Minimum radius		50 Square Foot Max, 120" Maximum in any direction





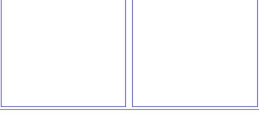






Leg Round Top	1010LR	Standard picture minimums, 11 3/4" Minimum radius, 4.5" Minimum short leg	50 Square Foot Max, 120" Maximum in any direction
Quarter Round	1010Q	Standard picture minimums, 11 3/4" Minimum radius	50 Square Foot Max, 120" Maximum in any direction
Trapezoid	1010TRA	Standard picture minimums, short leg minimum of 4.5"	50 Square Foot Max, 120" Maximum in any direction
Pentagon	1010PEN	Standard picture minimums, short leg minimum of 4.5"	50 Square Foot Max, 120" Maximum in any direction
Oval	1010OV	Standard picture minimums, 11 3/4" Minimum radius	50 Square Foot Max, 120" Maximum in any direction
Triangle	1010TRI	Standard picture minimums, Minimum angle of 26°	50 Square Foot Max, 120" Maximum in any direction
Hexagon	1010H	Standard picture minimums, short leg minimum of 4.5", minimum radius of 11 3/4"	50 Square Foot Max, 120" Maximum in any direction
Octagon	1010OCT	Standard picture minimums, short leg minimum of 4.5", minimum radius of 11 3/4"	50 Square Foot Max, 120" Maximum in any direction

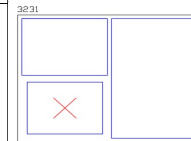
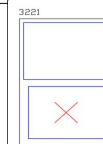
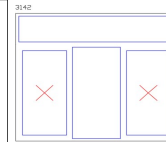
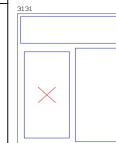
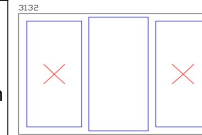
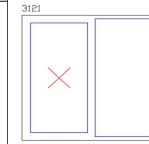
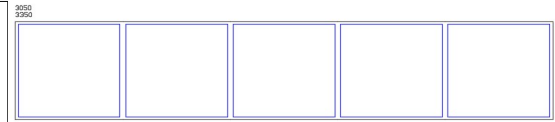


Circle	1010C	Standard picture minimums, 11 3/4" Minimum radius	50 Square Foot Max, 120" Maximum in any direction
Angled Pentagon	1010APN	Standard picture minimums, short leg minimum of 4.5"	50 Square Foot Max, 120" Maximum in any direction

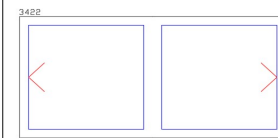
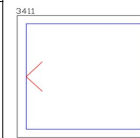
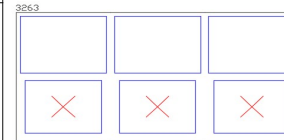
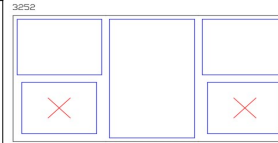
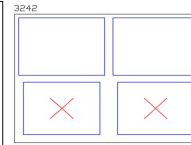


3000 Series Options				Minimum(minimize width)	Minmum(minimize height)	Maximum	Picture
Picture Windows							
Single Lite Pic	3010	7.125 X 13.25	13.25 X 7.125	33 Square Foot Max, 120" Maximum one direction			
Dedicated Pic	3310	9 X 9	9 X 9	50 Square Foot Max, 120" Maximum one direction			
Two Lite Pic	3020	14.25 X 13.25	13.25 X 14.25	50 Square Foot Max			
Dedicated Two Lite Pic	3320	18 X 9	18 X 9	50 Square Foot Max			
Three Lite Pic	3030	21.375 X 13.25	13.25 X 21.375	50 Square Foot Max			
Dedicated Three Lite Pic	3330	27 X 9	27 X 9	50 Square Foot Max			
Four Lite Pic	3040	28.5 X 13.25	13.25 X 28.5	50 Square Foot Max			
Dedicated Four Lite Pic	3340	36 X 9	36 X 9	50 Square Foot Max			

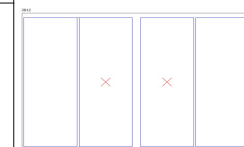

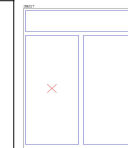
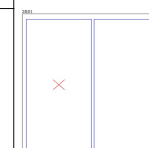

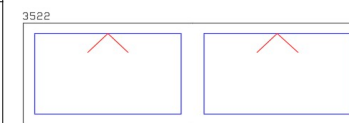
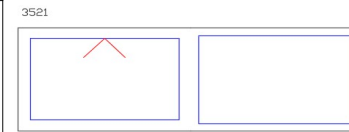
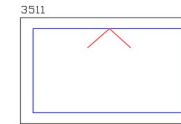
Five Lite Pic	3050	35.625 X 13.25	13.25 X 35.625	50 Square Foot Max
Dedicated Five Lite Pic	3350	45 X 9	45 X 9	50 Square Foot Max
<b>Horizontal Sliders</b>				
XO/OX	3121	16.125 X 15.375	28.375 X 9.25	36.5 Square Foot Max, 72" Maximum Height
XOX	3132	24.625 X 15.375	43 X 9.25	65 Square Foot Max, 120" Maximum Width, 72" Maximum Height
XO/OX-P or P-XO/OX	3131	16.125 X 22.5	28.375 X 16.375	50 Square Foot Max, width must be within regular XO/OX maximums.
XOX-P or P-XOX	3142	24.625 X 22.5	43 X 16.375	65 Square Foot Max, width must be within regular XOX maximums.
<b>Single Hungs</b>				
SH	3221	9.25 X 28.375	9.25 X 28.375	33 Square Foot Max, 48" Maximum Width
SH-P or P-SH	3231	9.25 X 41.625	9.25 X 41.625	50 Square Foot Max, width/height must be within regular SH maximums.



Double SH	3242	18.5 X 28.375	18.5 X 28.375	50 Square Foot Max, width must be within 96".
SH-P-SH	3252	25.625 X 28.375	25.625 X 28.375	50 Square Foot Max, width/height must be within regular SH maximums.
Triple SH	3263	27.75 X 28.375	27.75 X 28.375	50 Square Foot Max, width/height must be within regular SH maximums.
<b>Casements</b>				
Casement Pic	3410	11 X 13	13 X 11	64 X 72
Single Casement	3411	16 X 17.5	17.5 X 16	36 X 72
Casement-Pic	3421	32 X 17.5	35 X 16	72 X 72
Double Casement	3422	32 X 17.5	35 X 16	72 X 72
Casement-Pic-Casement	3432	48 X 17.5	52.5 X 16	50 Square Foot Max, width/height must be within regular Casement maximums.
<b>Awnings</b>				

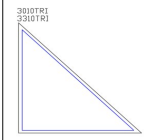
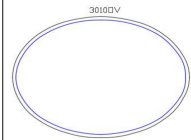
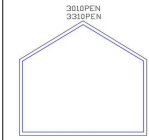
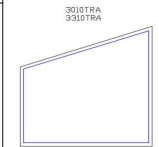
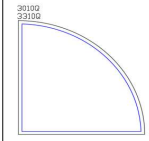
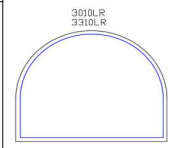
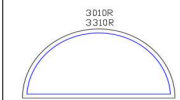
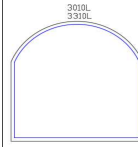


Awning	3511	16.5 X 17.5	16.5 X 17.5	48 X 36
Awning-Pic	3521	33 X 17.5	33 X 17.5	96 X 36
Double Awning	3522	33 X 17.5	33 X 17.5	96 X 36
Awning-Pic-Awning	3532	49.5 X 17.5	49.5 X 17.6	120 X 36, Each awning cannot be over 48" wide
<b>Patio Doors</b>				
XO/OX	3821	Minimum Stock is 5/0 X 6/8, however we can build smaller. Approval is needed on Heights less that 3ft.		8/0 X 8/0
XO/OX - Transom	3821T	Minimum Stock is 5/0 X 6/8, however we can build smaller. Approval is needed on Heights less that 3ft.		8/0 X 8/0
XOO/OXO/OOX	3831	Minimum Stock is 9/0 X 6/8, however we can build smaller. Approval is needed on Heights less that 3ft.		12/0 X 8/0
OXXO	3842	Minimum Stock is 10/0 X 6/8, however we can build smaller. Approval is needed on Heights less that 3ft.		16/0 X 8/0
<b>Mulled Units</b>				
3000 Series Mull	NMULL	Min and Max based on the windows used in the mull. Max of 50 Square Feet		

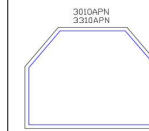
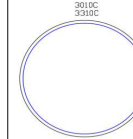
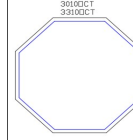
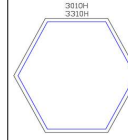



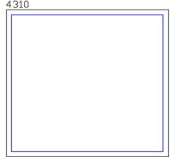
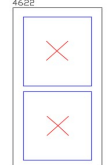
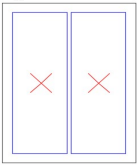
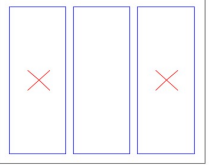



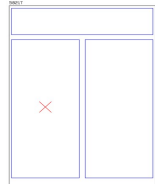
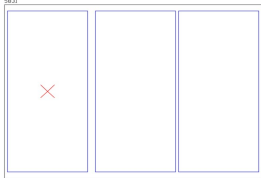
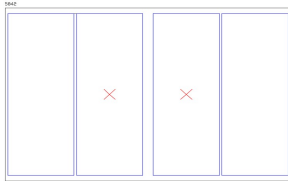
3000 Series Casement Mull	RMULL	Min and Max based on the windows used in the mull. Max of 50 Square Feet	
Special Shapes			
Leg Arch Top	3310L	Standard picture minimums, 11 3/4" Minimum radius, 4.5" Minimum short leg	50 Square Foot Max, 120" Maximum in any direction
Round Top	3310R	Standard picture minimums, 11 3/4" Minimum radius	50 Square Foot Max, 120" Maximum in any direction
Leg Round Top	3310LR	Standard picture minimums, 11 3/4" Minimum radius, 4.5" Minimum short leg	50 Square Foot Max, 120" Maximum in any direction
Quarter Round	3310Q	Standard picture minimums, 11 3/4" Minimum radius	50 Square Foot Max, 120" Maximum in any direction
Trapezoid	3310TRA	Standard picture minimums, short leg minimum of 4.5"	50 Square Foot Max, 120" Maximum in any direction
Pentagon	3310PEN	Standard picture minimums, short leg minimum of 4.5"	50 Square Foot Max, 120" Maximum in any direction
Oval	3310OV	Standard picture minimums, 11 3/4" Minimum radius	50 Square Foot Max, 120" Maximum in any direction
Triangle	3310TRI	Standard picture minimums, Minimum angle of 26°	50 Square Foot Max, 120" Maximum in any direction






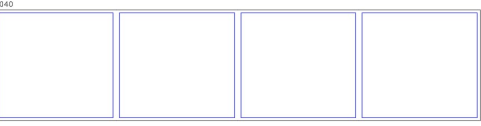
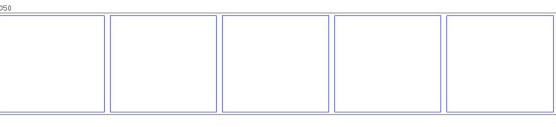



Hexagon	3310H	Standard picture minimums, short leg minimum of 4.5", minimum radius of 11 3/4"	50 Square Foot Max, 120" Maximum in any direction
Octagon	3310OCT	Standard picture minimums, short leg minimum of 4.5", minimum radius of 11 3/4"	50 Square Foot Max, 120" Maximum in any direction
Circle	3310C	Standard picture minimums, 11 3/4" Minimum radius	50 Square Foot Max, 120" Maximum in any direction
Angled Pentagon	3310APN	Standard picture minimums, short leg minimum of 4.5"	50 Square Foot Max, 120" Maximum in any direction

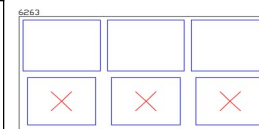
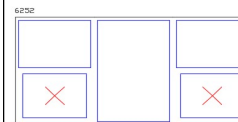
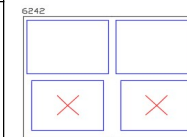
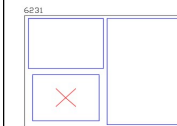
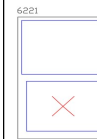
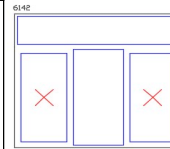
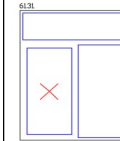
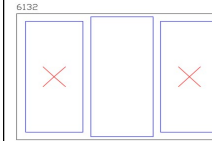


4000 Series Options				Minimum(minimize width)	Minmum(minimize height)	Maximum	Picture
<b>Double Hung/Slide</b>							
Double Hung Pic	4310	9 X 9	9 X 9	64 X 72			
Double Hung	4622	14.5 X 29.5	16.75 X 15	48 X 72			
Double Slide	4722	15 X 16.75	29.5 X 14	72 X 72			
DH XOX	4732	36.75 X 16.75	44.75 X 14.25	120 X 60			
4000 Series Mull	DMULL	Min and Max based on the windows used in the mull. Max of 50 Square Feet					

5000 Series Options		Minimum(minimize width)	Minnum(minimize height)	Maximum	Picture
Patio Doors - French Rail					
XO/OX	5821	Minimum Stock is 5/0 X 6/8, however we can build smaller. Approval is needed on Heights less that 3ft.		8/0 X 8/0	
XO/OX - Transom	5821T	Minimum Stock is 5/0 X 6/8, however we can build smaller. Approval is needed on Heights less that 3ft.		8/0 X 8/0	
XOO/OXO/OOX	5831	Minimum Stock is 9/0 X 6/8, however we can build smaller. Approval is needed on Heights less that 3ft.		12/0 X 8/0	
OXXO	5842	Minimum Stock is 10/0 X 6/8, however we can build smaller. Approval is needed on Heights less that 3ft.		16/0 X 8/0	

6000 Series Options 		Minimum(minimize width)	Minnum(minimize height)	Maximum	Picture
<b>Picture Windows</b>					
Single Lite Pic	6010	7.5 X 9	9 X 7.5	33 Square Foot Max, 120" Maximum one direction	
Dedicated Pic	6310	7.5 X 9	9 X 7.5	50 Square Foot Max, 120" Maximum one direction	
Two Lite Pic	6020	15 X 9	9 X 15	50 Square Foot Max	
Three Lite Pic	6030	22.5 X 9	9 X 22.5	50 Square Foot Max	
Four Lite Pic	6040	30 X 9	9 X 30	50 Square Foot Max	
Five Lite Pic	6050	37.5 X 9	9 X 37.5	50 Square Foot Max	
<b>Horizontal Sliders</b>					
XO/OX	6121	23.125 X 13.625	23.125 X 13.625	36.5 Square Foot Max, 72" Maximum Height	

XOX	6132	34.6875 X 13.625	34.6875 X 13.625	65 Square Foot Max, 120" Maximum Width, 72" Maximum Height
XO/OX-P or P-XO/OX	6131	23.125 X 22.625	23.125 X 22.625	50 Square Foot Max, width must be within regular XO/OX maximums.
XOX-P or P-XOX	6142	34.6875 X 22.625	34.6875 X 22.625	65 Square Foot Max, width must be within regular XOX maximums.
<b>Single Hungs</b>				
SH	6221	13.25 X 23.125	13.25 X 23.125	33 Square Foot Max, 48" Maximum Width
SH-P or P-SH	6231	13.25 X 32.125	26.5 X 23.125	50 Square Foot Max, width/height must be within regular SH maximums.
Double SH	6242	26.5 X 23.125	26.5 X 23.125	50 Square Foot Max, width must be within 96".
SH-P-SH	6252	39.75 X 23.125	39.75 X 23.125	50 Square Foot Max, width/height must be within regular SH maximums.
Triple SH	6263	39.75 X 23.125	39.75 X 23.125	50 Square Foot Max, width/height must be within regular SH maximums.



Patio Doors			
XO/OX	6821	Minimum Stock is 5/0 X 6/8, however we can build smaller. Approval is needed on Heights less that 3ft.	8/0 X 8/0
OXO	6831	Minimum Stock is 9/0 X 6/8, however we can build smaller. Approval is needed on Heights less that 3ft.	12/0 X 8/0
XXO/OXX	6832	Minimum Stock is 9/0 X 6/8, however we can build smaller. Approval is needed on Heights less that 3ft.	12/0 X 10/0
OX XO	6842	Minimum Stock is 10/0 X 6/8, however we can build smaller. Approval is needed on Heights less that 3ft.	16/0 X 8/0
XXXO/OXXX	6843	Minimum Stock is 10/0 X 6/8, however we can build smaller. Approval is needed on Heights less that 3ft.	20/0 X 10/0
Mulled Units			
6000 Series Mull	WMULL	Min and Max based on the windows used in the mull. Max of 50 Square Feet	
Special Shapes			
Trapezoid	6010TRA	Standard picture minimums, short leg mimimum of 4.5"	50 Square Foot Max, 120" Maximum in any direction

